



HyaRegen[®]

CE 0123

Self corss-linked hyaluronan gel for abdominopelvic cavity

Wound Repair

Adhesion Prevention

Unique Crosslinked Hyaluronic Acid Gel for Prevention of
Adhesion in Abdominopelvic Cavity

Version: V.2.3
Date: 2022.2.28

Background of HyaRegen[®]

■ Post-surgery adhesion ■

Significant challenge to physicians
Facts^{1,2}

- ◆ 93%: after abdominal/pelvic surgery
- ◆ 85%: after adhesiolysis
- ◆ 30%: re-intervention in 10 years

Impacts to patient
Related consequences^{3,4,5}


- ◆ Small bowel obstruction > 74%
- ◆ Chronic pelvic pain > 40%
- ◆ Secondary infertility in women > 40%
- ◆ Re-operative complications > 56%

■ Prevention of Adhesion ■

- ◆ Meticulous and careful surgical technique
- ◆ Prophylactic application of adhesion barrier

ESGE Consensus guideline: Using adhesion reduction agents as important part of adhesion reduction strategy; achieving full prevention de novo and reformed adhesions.¹





Ideal Material



Patient benefits

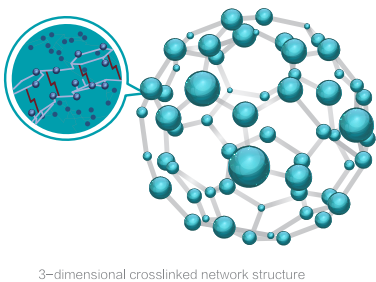
- ★ Reduced adhesions
- ★ Enhanced pregnancy rate
- ★ Limited bowel obstruction
- ★ Improved quality of life
- ★ Prevented re-admission

Product value of HyaRegen[®]

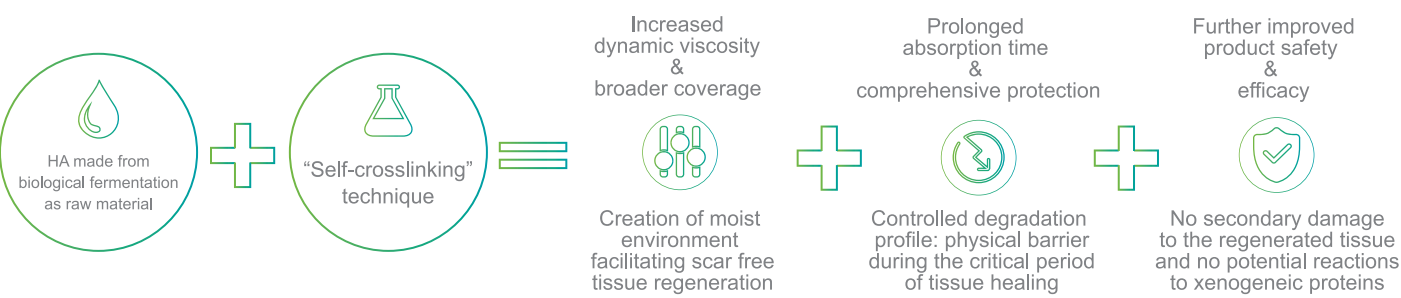
 <div>Novel and unique crosslinking technology Optimized viscosity and absorption time Excellent biocompatibility</div>	 <div>Proven efficacy and safe from randomized clinical trials Regulate inflammatory reaction, prevent adhesion and protect organs</div>
 <div>Approved by CE certification as absorbable adhesion barrier gel for adhesion prevention in abdomino-pelvic area</div>	 <div>Easy to use via endoscopy or open surgery Economical and practical for clinical usage Easy to store and transport</div>

Proprietary technique: Self-crosslinking

- ◆ Mechanism: it forms stable 3D network structure by activating internal activity of hyaluronic acid molecules
- ◆ No additive, no crosslink agent residue, gentle material modification chemistry: preserved the biological function of natural hyaluronic acid

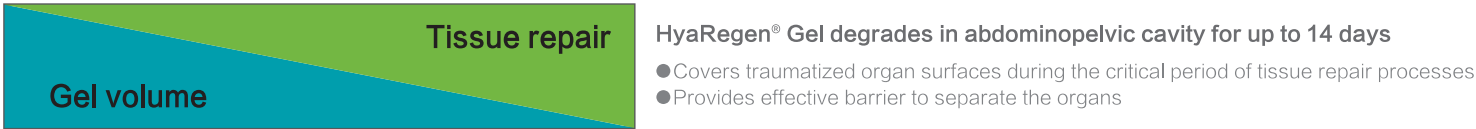


Unique Features of HyaRegen[®] Gel



	HyaRegen [®]	Normal sodium hyaluronate (HA)
Efficacy	Jelly-like gel with high dynamic viscosity and mouldability	It is fluid like, and flowable
	The time for complete degradation and absorption is 7–14 days, it can provide complete coverage during the critical period of tissue repair	1–2 days (Too fast, unmatched to the key stage of intima repair)
Safety	Sterilization assurance level (SAL) < 10 ⁻⁶ (After high-temperature and high-pressure sterilization)	~ 10 ⁻³ , high risk of bacterial contamination

Optimized and controlled degradation of the Gel ensures complete coverage and protection to the organs



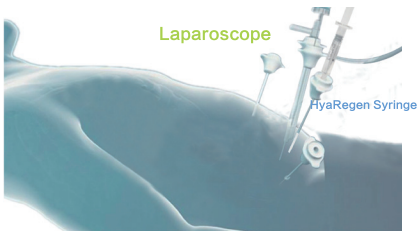
HyaRegen[®] Usage method

Applicable scope

HyaRegen[®] Gel is indicated for the prevention or reduction post-surgical adhesion formation in the abdomino-pelvic area after laparoscopic/hysteroscopic and open gynaecological surgical procedures, e.g. ovary surgeries, fallopian tube surgeries, myomectomy, surgeries for endometriosis, adhesiolysis etc.

Usage Steps

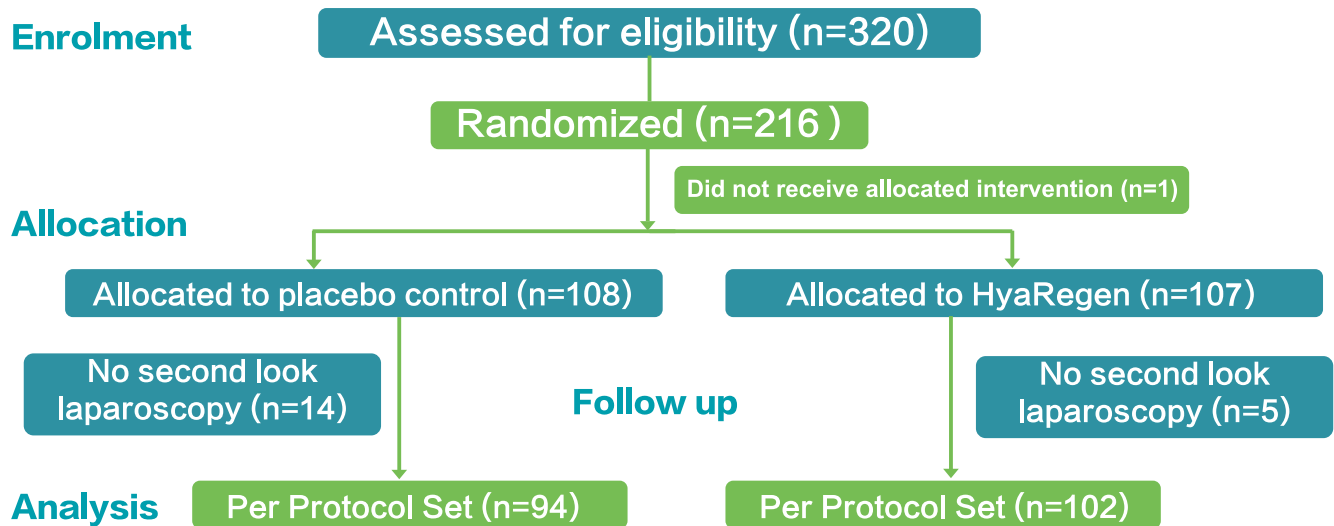
1. Open the protection box and pull the product out.
 2. Follow the indication, peel-open the blister tray, remove the HyaRegen[®] Gel syringe and place on sterile field.
 3. Remove the tip cap from the syringe; attach the sterile delivery cannula with a standard luer lock.
 4. Upon completion of the procedures in the abdominal or the pelvic cavity, simply instill the HyaRegen[®] Gel into the cavity via the delivery cannula to completely cover the surface of the organs.
 5. In order to achieve the best adhesion prevention results, the gel should not only applied to the organs that are operated on but organs away from the surgical area should be also covered as much as possible.
 6. The maximum volume of HyaRegen[®] gel used for one patient is up to 2.0ml* per kg of bodyweight.
 7. Upon completion of the gel application, withdraw the catheter. Do not lavish the cavity.
- * According to the results of a safety study in animal, this max. volume is still 10 times lower than the highest safety margin.



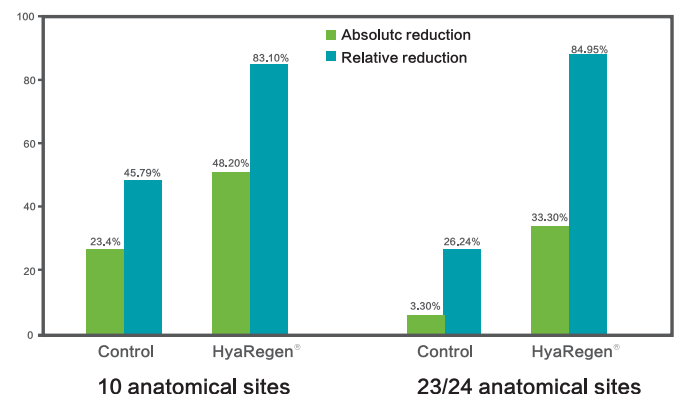
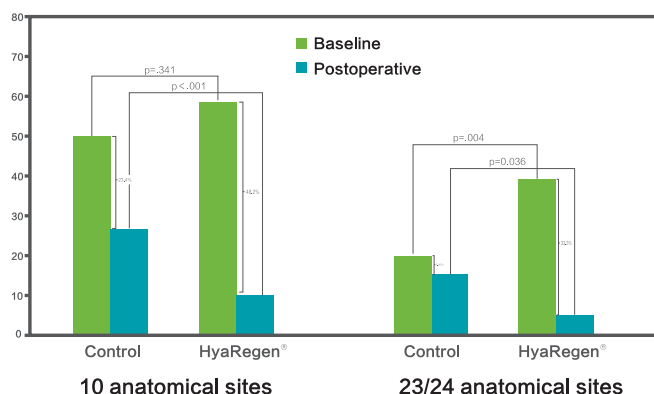
HyaRegen[®] evidence-based medicine verification

Clinical trial

A randomized Controlled Trial on the Efficacy and Safety of a New Crosslinked Hyaluronan Gel in Reducing Adhesion after Gynecologic Laparoscopic Surgeries.⁸



- ☆ Randomized, controlled, multiple center clinical study (Level I).
- ☆ Laparoscopic gynecological surgery; 2nd look laparoscopy at 9 PO weeks.
- ☆ Modified American Fertility Society (mAFS) adhesion scores quantified blindly
- ☆ Adhesions observed in 10 anatomic sites (ovaries and tubes) and 23/24 sites (covering entire abdominopelvic cavity)⁷
- ☆ Conclusions: Application of HyaRegen[®] Gel significantly reduced the severity of adhesion



⁸Liu C. et al. A randomized controlled trial on the efficacy and safety of a new crosslinked hyaluronan gel in reducing adhesions after gynecological laparoscopic surgeries. JMIG 2015; 22:853–863.

About BIOREGEN

Established in 2008, BioRegen Biomedical (Changzhou) Co., LTD., with its original proprietary self-crosslinking technology prepared sodium hyaluronate gel, which has been protected by 44 international patents, has been widely used in gynecology, otolaryngology, ophthalmology, medical beauty and other fields in China and abroad.



Order Information

REF CODE#	Product	Volume
40-012-010	HyaRegen® Gel (Pack)	10ml



Reference

1. De Wilde RL et al.: Arch Gynecol Obstet. 2014; 290:581.
2. Lower AM et al.: BJOG. 2000; 107:855.
3. Ellis H: Ann Chir Gynaecol. 1998; 87:9
4. Ellis H et al.: Lancet. 1999; 353:1476.
5. Lower AM et al.: Hum Reprod. 2004; 19: 1877.
6. Salamonsen LA: Reproduction 2003, 125:301.
7. Brown CB et al.: Fertil Steril. 2007; 88: 1413.
8. Liu C et al.: JMIG 2015; 22:853.



Vision and mission:

Worldwide leader in tissue repair and regeneration

Rejuvenate wound tissue & enjoy beautiful life

Changzhou Headquarters

Address: Building B, Konstit S&T Industry Park, No. 117, Xueye Road, Xinbei District, Changzhou City, Jiangsu
Province; postal code: 213125
Email: info@bioregenmed.com Tel: 0519-88408555 Fax: 0519-88407911

Shanghai Marketing Center

Address: Room 625, Building 2, Germany Center, No. 88, Keyuan Road, Pudong New District, Shanghai; postal
code: 200120
Email: info@bioregenmed.com Tel: 021-68911828 Fax: 021-68911828

Germany Office

Email: info@bioregenmed.com Tel: 0049-176-48323307

Beijing/Guangzhou/Chengdu Office

Email: info@bioregenmed.com Tel: 021-68911828

Proudly distributed by



1300 00 ENDO (3636)

endotherapeutics.com.au



www.bioregenmed.com

FOLLOW
US:

