



Endotherapeutics



Urinary Catheters

Product Catalogue

SupraCath™

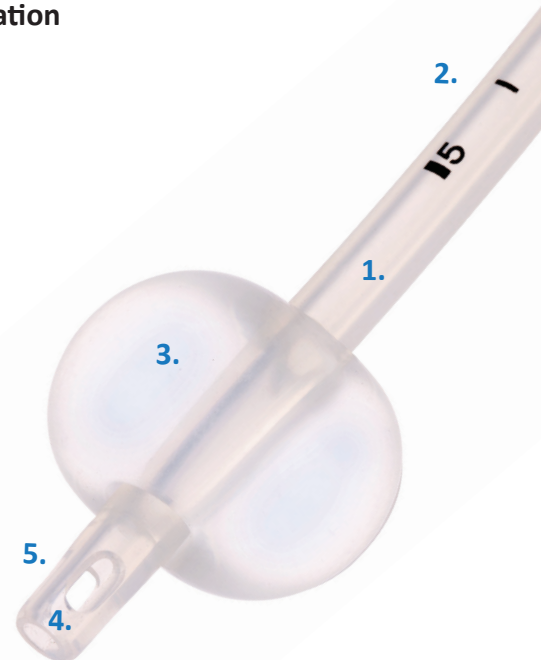
Two-Way Long-Term Suprapubic & Urethral Catheters

The SupraCath range from Endotherapeutics offers several features to enhance patient comfort and allow maximum drainage through a smaller-sized puncture site.

SupraCath is indicated for long-term suprapubic and urethral catheterisation

The SupraCath Advantage

1. **Soft, medical-grade silicone is hypoallergenic** and less prone to encrustation.
2. **Depth markings** ensure accurate placement during catheter exchange.
3. **Integrated balloon** enables insertion through a smaller introducer and facilitates smooth removal by minimising cuffing difficulties.
4. **Large open tip and side eyes** reduce blockage, maximise drainage and enable over-the-wire exchange of catheters.
5. **Ultrasoft short tip** minimises bladder irritation and is ideal for long-term drainage.
6. All SupraCath sizes come with a convenient **removable luer lock spigot**.



Available Sizes

- Sizes 10 Fr through to 24 Fr
- 14 Fr, 16 Fr, 18 Fr and 20 Fr in standard and short lengths



NEW!

All SupraCath sizes now come with a convenient luer lock spigot at no extra cost. The spigot can be easily removed if another valve to manage flow is preferred.

SupraCath

Suprapubic & Urethral Catheters

Product Specifications

Product Code	Size (Fr)	Balloon Capacity (cc)	Length (mm)
YM 1031-10	10 Fr	3	400
YM 1032-12	12 Fr	5	400
YM 1032-14	14 Fr	5	400
YM 1032-14s		5	280
YM 1032-16	16 Fr	10	400
YM 1032-16s		10	280
YM 1032-18	18 Fr	10	400
YM 1032-18s		10	280
YM 1032-20	20 Fr	10	400
YM 1032-20s		10	280
YM 1032-22	22 Fr	10	400
YM 1032-24	24 Fr	10	400

Note: Row colour corresponds to catheter size.

A-Cysta-Cath™

Suprapubic Catheter Introducer

SupraCath catheters are compatible with the A-Cysta-Cath premium quality introducers up to **two sizes smaller**.

A-Cysta-Cath Plus is the only introducer kit in the market that comes with a disposable scalpel.



SupraCath Compatibility Chart		
18 Fr SupraCath	passes through	16 Fr A-Cysta-Cath
14 Fr SupraCath		12 Fr A-Cysta-Cath

A-Cysta-Cath Plus Sizes	Product Code
14 Fr A-Cysta-Cath Plus 12 Fr A-Cysta-Cath, 14 Fr SupraCath & Scalpel	YM-1034-14
18 Fr A-Cysta-Cath Plus 16 Fr A-Cysta-Cath, 18 Fr SupraCath & Scalpel	YM-1034-18



Endoflow™

Three-Way Haematuria Continuous Irrigation Catheters

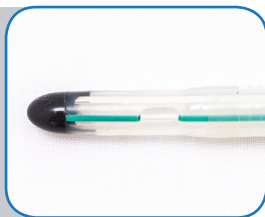
The Endoflow Advantage

- Wide-bore tubing for good clot drainage and irrigation
- Range of sizes (18 - 24 Fr)
- Four different styles of tip
- Ideal for post-TURP haemostasis
- Soft, latex-free, medical-grade silicone: hypoallergenic and less prone to encrustation
- Large side eyes allow maximum drainage



Straight closed tip

Soft, rounded, closed tip for smooth insertion




Mercier pattern

Curved, 45° angle tip follows the natural curvature of the urethra allowing smoother insertion



Couvelaire pattern

Whistle tip design facilitates removal of clots and debris, and is easy to clear



Dufour pattern

Curved, 45° angle, whistle tip follows the natural curvature of the urethra and facilitates removal of clots and debris



Endoflow

Three-Way Haematuria Catheters

Product Specifications

Product Code	Tip	Size (Fr)	Balloon Capacity (cc)	Length (mm)
YM 1005-18	Straight closed	18 Fr	30	400
YM 1037-18	Dufour pattern (curved whistle tip)	18 Fr	40	400
YM 1038-18	Mercier pattern (curved closed)	18 Fr	40	400
YM 1039-18	Couvelaire pattern (whistle tip)	18 Fr	40	400
YM 1005-20	Straight closed	20 Fr	30	400
YM 1037-20	Dufour pattern (curved whistle tip)	20 Fr	50	400
YM 1038-20	Mercier pattern (curved closed)	20 Fr	50	400
YM 1039-20	Couvelaire pattern (whistle tip)	20 Fr	50	400
YM 1005-22	Straight closed	22 Fr	30	400
YM 1037-22	Dufour pattern (curved whistle tip)	22 Fr	60	400
YM 1038-22	Mercier pattern (curved closed)	22 Fr	60	400
YM 1039-22	Couvelaire pattern (whistle tip)	22 Fr	60	400
YM 1005-24	Straight closed	24 Fr	30	400
YM 1037-24	Dufour pattern (curved whistle tip)	24 Fr	70	400
YM 1038-24	Mercier pattern (curved closed)	24 Fr	70	400
YM 1039-24	Couvelaire pattern (whistle tip)	24 Fr	70	400

Note: Row colour corresponds to catheter size.



Endoflow™

Two-Way Foley Catheters

The Endoflow Advantage

- Same high-quality material used in SupraCath catheters
- Soft, latex-free, medical-grade silicone: hypoallergenic and less prone to encrustation
- Wide-bore tubing for good drainage
- Large side eyes allow maximum drainage
- Wide range of sizes (10 - 26 Fr)



Straight closed tip

Soft, rounded, closed tip for smooth insertion



Tiemann tip

Upward tip angulation facilitates passage through the bladder neck in the presence of obstruction.



Endoflow

Two-Way Foley Catheters

Product Specifications

Product Code	Tip	Size (Fr)	Balloon Capacity (cc)	Length (mm)
YM 1001F-10	Straight closed	10 Fr	3	330
YM 1002F-12	Straight closed	12 Fr	5	400
YM 1002F-14	Straight closed	14 Fr	5	400
YM 1011-14	Tiemann	14 Fr	5	400
YM 1002F-16	Straight closed	16 Fr	5	400
YM 1011-16	Tiemann	16 Fr	5	400
YM 1002F-18	Straight closed	18 Fr	5	400
YM 1011-18	Tiemann	18 Fr	5	400
YM 1002F-20	Straight closed	20 Fr	5	400
YM 1011-20	Tiemann	20 Fr	5	400
YM 1002F-22	Straight closed	22 Fr	5	400
YM 1002F-24	Straight closed	24 Fr	5	400
YM 1002F-26	Straight closed	26 Fr	5	400

Note: Row colour corresponds to catheter size.



Endotherapeutics

Suite 1, Level 1, 51 Rawson Street
Epping NSW 2121, Australia
T: 1300 00 ENDO **F:** + 61 2 9869 7723
E: info@endotherapeutics.com.au
www.endotherapeutics.com.au