

ALM

inomed

Proudly distributed by

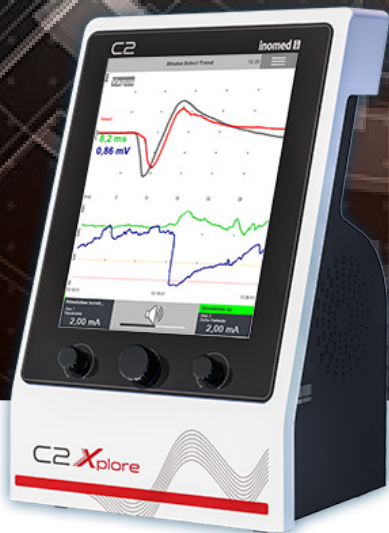
 **Endotherapeutics**
IMPROVING HEALTHCARE

ADVANCED LARYNGEAL MONITORING



CONTACT RECORDING

APPLICATION FIELD
Thyroid surgery



C2 Xplore

One step ahead in IONM

Reliability in Recurrent Laryngeal Nerve Monitoring

Combining the synergistic effects of individual key technologies, the **ALM technology** provides the highest reliable complete solution for RLN monitoring.

With 8 long measuring contacts, instead of the conventional 2 or 4 contacts, the **ALM tube** offers optimal signal recording of the M. vocalis. The 360° surface sensor coverage ensures ultimate signal stability, independent from tube rotation. The innovative and user-friendly **Channel Select Software** always selects and displays the strongest signal precisely. All signals are displayed acoustically and visually via the **C2 Xplore**.

The C2 Xplore is known as a smart specialist for various surgical applications, and is the result of inomed's several years of experience and intensive research in the field of intraoperative neuromonitoring. Especially developed for use in thyroid surgery, the C2 Xplore offers reliable signal quality in RLN monitoring.

These pioneering technologies build an end-to-end solution for innovative and seamless nerve monitoring.

Together with more than 25 years of expertise, ALM represents the most innovative cutting-edge technology in thyroid surgery to date.



INTRAOPERATIVE NEUROMONITORING recommended by guidelines


Neuromonitoring is recommended for redo-operation in thyroid surgery by the German Society for General and Visceral Surgery – German Association of Endocrine Surgeons.¹ Therefore, documenting the monitoring process and implementing it as rapidly and intuitively as possible are of critical importance in thyroid surgery.

The C2 Xplore offers a 2D LED scanner to quickly read patient data from barcodes and even from QR codes, effortless integration of data into the patient management system, and many other possibilities for straightforward and fast reporting. The documentation process is supported by an integrated database, on which all measurement and patient data is stored on a long-term basis. The data can be subsequently recalled at any time.

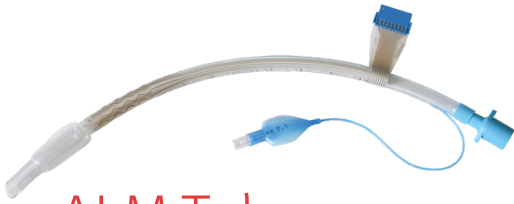
¹ Deutsche Gesellschaft für Allgemein- und Viszeralchirurgie e.V. (DGAV), Leitlinie Operative Therapie benigner Schilddrüsenerkrankungen, Oktober 2015

Advanced Laryngeal Monitoring

Smart technology for a new dynamic monitoring in thyroid surgery



> RECORDING

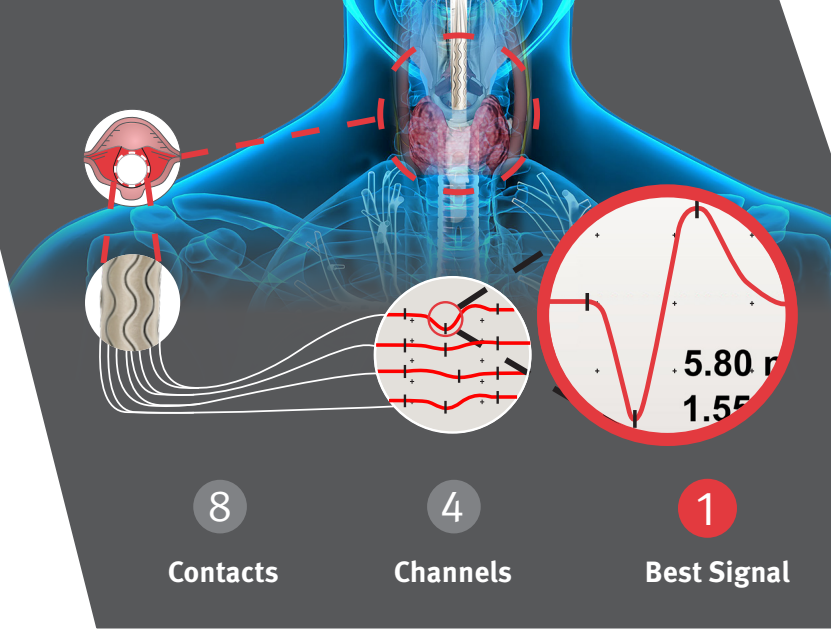


ALM Tube

- >> **Multifunctional combination** of a clear PVC ET tube and a surface electrode delivers the best possible EMG signal recording from the vocal cords
- >> **Easy placement** of the recording electrode at the vocal cords is supported by an extended length of the sensor pads
- >> **Ultimate signal stability** resulting from 360° surface sensor coverage with 8 long electrode contacts, even if the tube is rotated or shifted vertically
- >> **Clearly visible blue inflation line and pilot balloon** to prevent accidental cutting
- >> **Standard sized latex and DEHP free tube**
- >> **Low profile surface and smooth bevelled tube tip** to avoid tracheal injuries
- >> **Simple connection to monitoring system**, thanks to a single connector
- >> **Multiple depth markers**
- >> **Cylindrical high volume, low pressure cuff**

Laryngeal Electrode Select

- >> **Reliable signal recording** resulting from the **360 degree** sensor surface with 8 electrode contacts
- >> **Signal stability** due to multiple channel recording and the automatic signal selection by the Select Software
- >> **Extended recording surface** allows easy placement at the vocal cords
- >> **Extraordinary value for money**
- >> Can be used **universally** on all PVC tubes

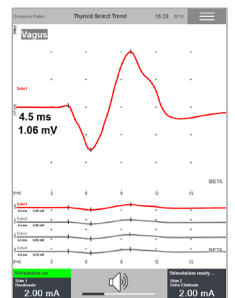


ALM Technology

> SYSTEM

Channel Select

- >> **Reliable detection** of muscle responses even under poor signal conditions
- >> **Automatic selection** of the optimal trace from the 4 recording channels of the Laryngeal Electrode Select or the ALM Tube



HL7-Ready

- >> Network communication based on the **HL7 standard** for synchronisation with the hospital management system

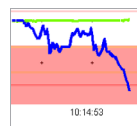
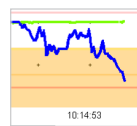
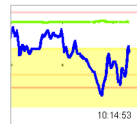
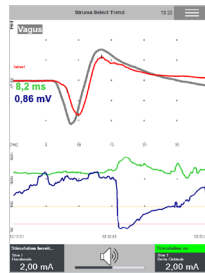




Smart trend function

Continuous recurrent laryngeal nerve monitoring made simple. Trend and alarm functions help to **detect nerve irritations** and early signs of possible nerve impairment. The new nerve detection sound technology provides intuitive feedback for hand-guided stimulation and vagus monitoring. Vagus nerve monitoring may be performed during bipolar electro-cautery without artifact sounds.

Up to three alarm thresholds for amplitude and latency can be individually set up in the trend settings. If the limits are exceeded, the user will be notified about the signal changes visually and acoustically. The threshold values can be configured individually with relative or absolute values.



STIMULATION

delta electrode


- » **Easy positioning** on the vagus nerve
- » **Simple and secure application** on the vagus nerve ensures good contact resulting in a stable signal for continuous monitoring
- » **Easy removal from the vagus nerve** thanks to an optimised shape and elasticity of the electrode body



Art. No. **508 288**
C2 Xplore
for intraoperative nerve monitoring. Easy to use Neuromonitor with two integrated stimulation channels, loudspeaker, footswitch and mains lead



Art. No. **508 541**
Application package Thyroid and ENT consisting of software license „Thyroid and ENT“, Head box and license for 4-Channel recording



ALM Tube
ALM Tube with a variety of inner diameters for EMG recording, 4 channels with ground electrode, clear PVC tube, Murphy type, latex free
» single-use
» EO sterilized

Art. No. **530 845**
ALM Tube inner diameter of 7 mm

Art. No. **530 846**
ALM Tube inner diameter of 7.5 mm

Art. No. **530 847**
ALM Tube inner diameter of 8 mm



Art. No. **522 623**
DELTA-Electrode
with sterile connection cable
Stimulation electrode for continuous vagus monitoring
» single-use
» EO sterilized

Art. No. **530 855**
Laryngeal Electrode Select,
for tube with 6-7 mm inner diameter
Adhesive surface 32 x 29,7 mm, electrode surface 685 mm², with neutral adhesive electrode
» single-use
» EO sterilized

Art. No. **530 856**
Laryngeal Electrode Select,
for tube with 7-9mm inner diameter
Adhesive surface 37 x 37,6 mm, electrode surface 1057 mm², with neutral adhesive electrode
» single-use
» EO sterilized

Scan the QR code for more product information



inomed 
Competence in neuro

Proudly distributed by

 **Endotherapeutics**
IMPROVING HEALTHCARE

1300 00 ENDO
info@endotherapeutics.com.au
endotherapeutics.com.au

inomed Medizintechnik GmbH
Im Hausgruen 29
79312 Emmendingen (GERMANY)
Tel. +49 7641 9414-0
Fax +49 7641 9414-94
info@inomed.com
www.inomed.com