mectron

PIEZOSURGERY®
IN OPEN RHINOPLASTY

THE EXACT CHOICE FOR THE RIGHT PROCEDURES

RHINOSEPTOPLASTY WITH PIEZOSURGERY® INSERTS

OSTEOPLASTY
Hump Reduction

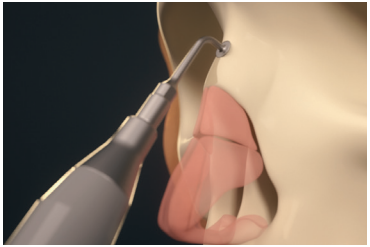

- Progressive correction of bone irregularities;
- Controlled gentle rasping of the nasal dorsum.

Recommended insert:
- MP0745
- MP1

OSTEOTOMY
A: *medial oblique + low to low*

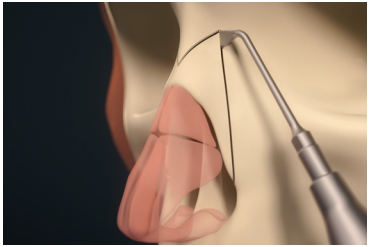

- Atraumatic & precise: prevents nasal mucosa or periosteum lacerations, spares soft tissue and cartilage;
- Controlled action;
- Easy to handle;
- No radiating fracture lines.

Recommended insert:
- MT1S-10
- UNIVR

OSTEOTOMY
B: *transverse*



- Curvature for precise action in a limited space.

Recommended insert:
- MT1204
- MT2R-4 / MT2L-4

- ALL YOU WILL NEED

DRILLING HOLES

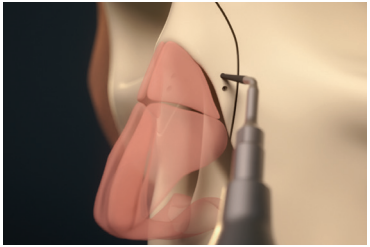

- The finest tip for small holes;
- Angled insert for insertion in limited space;
- Ideal for perforating nasal bones as well as ethmoid lamina splints.

Recommended insert:
- **MF4**

SEPTOPLASTY

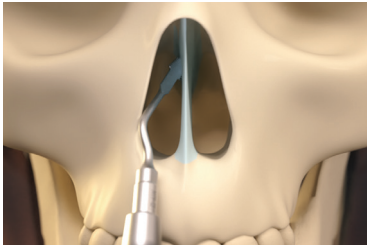

- Long inserts will work in limited space with straight or angled tip for any application;
- Makes septoplasty safe even for posterior bony deviations;
- Allows precise work on vomer and nasal spine;
- Allows precise fracturing/lateralization of turbinate bone.

Recommended insert:
- **MT913**
- **UNIVR**

CLINICAL EVIDENCE

The technique is fast and easy and allows predictability in avoiding postoperative bleeding and preventing remedialization of the lateralized turbinates. Due to the technology required, its use is suggested especially when piezo is employed during other steps of rhinoseptoplasty.

Robotti E., Khazaal A., Leone F.
Piezo-Assisted Turbinoplasty: A Novel Rapid and Safe Technique
Facial Plast Surg 2020 Jun;36(3):235-241.
doi: 10.1055/s-0039-3401803.
Epub 2019 Dec 31.

In bone modelling procedures, such as hump removal, osteotomy and bony fixations, PEI (Piezoelectric instrumentation) was evaluated as being superior to conventional instruments. Intraoperative bleeding was reduced, which led to reduced facial swelling and/or bruising. Postoperative pain assessment showed no or only mild pain in two thirds of the patients.

Berghaus A., San Nicoló M.,
Advantages of piezoelectric technology in rhinoplasty
2019 Nov; 67(11):836-842. doi: 10.1007/s00106-019-0675-x.

mectron
medical technology

OSTEOTOMY SURGICAL INSERTS

MT1S-10

Osteotomy microsaw
Operative length: 10 mm
Saw width: 3 mm
Saw thickness: 0.35 mm

MT9-13

Osteotomy microsaw
Shank length: 45 mm
Operative length: 13 mm
Saw width: 3.3 > 4.4 mm
Saw thickness: 0.35 mm

UNIVR

Round shape osteotomy microsaw
Shank length: 42 mm
Operative length: 5 mm
Saw width: 4.5 mm
Saw thickness: 0.5 mm

MT2L-4

Left angled microsaw
Operative length: 4 mm
Saw width: 4 mm
Saw thickness: 0.6 mm

MT2R-4

Right angled microsaw
Operative length: 4 mm
Saw width: 4 mm
Saw thickness: 0.6 mm

MT1204

Angled microsaw
Operative length: 3.5 mm
Saw width: 4.15 mm
Saw thickness: 0.55 mm

OSTEOPLASTY SURGICAL INSERTS

MP1

Osteoplasty trapezoidal
Shank length: 28 mm
Width at the top: 3 mm
Width at the bottom: 4 mm
Thickness: 0.8 mm

MP0745

Sharped semisphere
Operative width: Ø 4.5
Operative lenght: 1.1 mm

FINISHING SURGICAL INSERTS

MF4

Diamond conic insert
Operative length: 10 mm
Ø 1.4 > 0.6 mm

PIEZOSURGERY® FLEX
THE PERFECT DEVICE

- Slim and compact handpiece.
- Customized inserts designed specifically for rhinoplasty procedures.
- Maximum safety for surgeons and patients. Reduced risk of damaging soft tissues such as nerves and vessels.
- Maximum surgical precision and intra-operative tactile sensation. Minimal bone loss through the cutting width.
- Maximum intra-operative visibility. Blood-free surgical site.
- Reduced post-operative facial swelling.

USE THE ORIGINAL! KEEP IT SIMPLE!

ESSENTIAL

- Enhanced precision and control
- Compact and portable
- Easy to use

EXCELLENCE IN OPEN RHINOPLASTY
IN COLLABORATION WITH DR ENRICO ROBOTTI

The PIEZOSURGERY® rhinoplasty protocol and the customized inserts, were designed and manufactured by Mectron from the clinician's need to have a few essential but effective tools for the various surgical steps of the open rhinoplasty procedure.

FACIAL BONE EXCELLENCE

DR ENRICO ROBOTTI, PLASTIC SURGEON IN BERGAMO (ITALY)

I started using the Piezosurgery device in 2014. [...] In ostetomy the cutting line is controlled, being controlled the cutting line is precise and being precise it avoids what usually happens with percussion devices which create irregular osteotomy. [...] Where is this device irreplaceable in Rhinoplasty? Osteotomy, septal surgery and turbinates. Mectron here has significant advantages. First and foremost this is a powerful tool, besides being a slim and tapered handpiece. A thick handpiece is less usable than a thin and elegant handpiece. Another advantage are the inserts which have to be the right ones to do the right things.

Scan or Click the QR code to watch the full interview!

mectron medical technology

mectron s.p.a.,
via Loreto 15/A , 16042 Carasco (GE), Italy,
tel +39 0185 35361 , fax +39 0185 351374

www.mectron.com – piezosurgery@mectron.com

© Copyright mectron S.p.A., Carasco, Italy – All rights reserved.
Texts, pictures and graphics of mectron brochures are protected by copyright and other protection laws. Without written approval of mectron S.p.A. the contents may not be copied, distributed, changed or made available to third parties for commercial purposes.

Proudly distributed by

Endotherapeutics
IMPROVING HEALTHCARE

1300 00 ENDO
info@endotherapeutics.com.au
endotherapeutics.com.au

Get in touch
with our team!

MEDEP003EN-2303