

All Passy Muir® Valves have the patented bias-closed position no-leak design, and are designed to fit the universal 15mm hub of tracheostomy tubes, including neonatal and pediatric tubes, and can be used interchangeably by tracheostomized and ventilator dependent patients with the exception of the PMV® 2020. All Passy Muir products are latex free and made in the USA.



PMV® 007 (Aqua Color™)

The PMV® 007 (15mm I.D./22mm O.D.) is designed to be inserted into standard disposable tubing in a ventilator circuit. The PMV 007 may be attached to a standard 15mm tracheostomy tube hub or connected to an in-line suction system through the use of a PMV® AD1522™ or other 15mm x 22mm step-down adapter. The PMV can be used on or off of the ventilator. Latex free.



PMV® 2001 (Purple Color™)

The PMV® 2001 (15mm I.D./23mm O.D.) attaches to a standard 15mm tracheostomy tube hub. Low profile, lightweight, and purple in color for easy identification, the PMV 2001 can be connected to a ventilator with the PMV® AD1522™ or other 22mm flexible silicone adapter. Packaged with one PMV® Secure-It® that connects the Valve to a tracheostomy tie to help prevent loss. Latex free.



PMV® 2000 (clear)

The PMV® 2000 (15mm I.D./23mm O.D.) attaches to a standard 15mm tracheostomy tube hub. Low profile, lightweight, and manufactured from clear materials to be less noticeable, the PMV 2000 can be connected to a ventilator with the PMV® AD22™ or other 22mm flexible silicone adapters. Packaged with one PMV® Secure-It®. Latex free.



PMA® 2000 (clear)

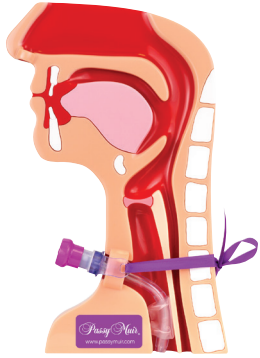
The PMA® 2000 Oxygen Adapter is a small, lightweight adapter designed to deliver low flow oxygen (up to 6L/min) to the face of the Passy Muir® Valve. Easily snaps onto the PMV® 2000 (clear) and PMV® 2001 (Purple Color™), providing a portable and comfortable method of delivering low flow oxygen to tracheostomy patients. Latex free.



PMV® Secure-It®

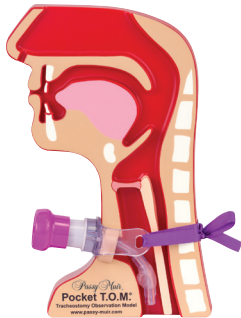
The PMV® Secure-It® connects the PMV® 2000 (clear), PMV® 2001, and PMV® 2020 (clear) to a tracheostomy tie to help prevent Valve loss. Provided in a package containing 5 replacement Secure-It units. Latex free.





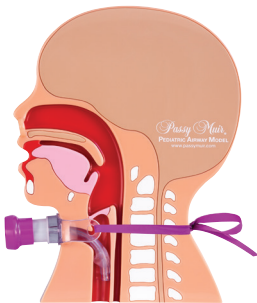
Tracheostomy T.O.M.®
Tracheostomy Observation Model

Tracheostomy T.O.M.® Tracheostomy Observation Model is designed for use by healthcare practitioners to educate students, families, patients, and clinicians about tracheostomy in the adult airway and the proper application of the Passy Muir® Valve. Packaged with helpful educational accessories, the kit includes three demonstration Passy Muir® Valves, a cuffed tracheostomy tube, and a nasogastric tube.



Pocket T.O.M.®
Tracheostomy Observation Model

Convenient pocket-sized version of Tracheostomy T.O.M., designed for use by healthcare practitioners to educate students, families, patients, and clinicians about tracheostomy and the proper application of the Passy Muir® Valve. Packaged with helpful educational accessories, the kit includes three demonstration Passy Muir® Valves, a cuffed tracheostomy tube, and syringe for education and practice related to use of speaking valves with and without a ventilator.



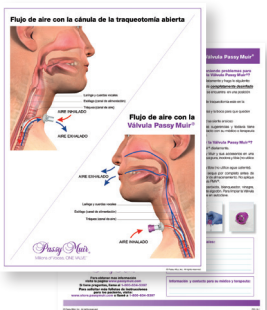
Tracheostomy P.A.M.™
Pediatric Airway Model

Conveniently sized, and packaged with helpful educational accessories, P.A.M. is designed for use by healthcare practitioners to educate students, families, patients, and clinicians about tracheostomy in the pediatric airway.



Patient Education Handout

These tear sheets, feature colorful graphics, easy-to-read instructions, and helpful information regarding tracheostomy. The front page illustrates cross section views of the head and neck anatomy with tracheostomy placement and airflow with and without the Passy Muir® Valve. The back page features information regarding the application of the Passy Muir® Valve, clinical benefits, troubleshooting, and care and cleaning.



Patient Education Sheets
Spanish Language

These full-color information sheets have colorful graphics, easy-to-read instructions, and helpful information regarding tracheostomy. The front page illustrates cross section views of the head and neck anatomy with tracheostomy placement and airflow with and without the Passy Muir® Valve. The back page features information regarding the application of the Passy Muir Valve, clinical benefits, troubleshooting, and care and cleaning.

