

Dophi™
ELECTROPORATION SYSTEM
N3000



Reliable

- Built-in ECG module for synchronized power output ensuring patient safety
- Built-in thermocouples for real-time temperature monitoring preventing thermal damage
- Smart handling of over current situations improving the operation flow
- Continuously charging capacitor providing quick reload for each output pulse
- Superior anti-interference performance for stable operation

Intelligent

- Real-time parameter monitoring and display for optimal control of ablation performance
- Lightweight, concise, and integrated design for easy setup and installation
- Smart FHD touchscreen with visual GUI for smooth navigation
- Intelligent case management system for data collection and analysis

The New Generation of IRE Ablation System

Dophi™ N3000 Electroporation System is designed for tumor ablation with advanced precision, safety and reliability. Powered by irreversible electroporation (IRE) technology, Dophi™ N3000 can ablate tumors in complex anatomical environment. "IRE is a promising method for treatment of tumors near blood vessels, nerves, bile ducts, and connective tissues as these structures remains intact with IRE."¹

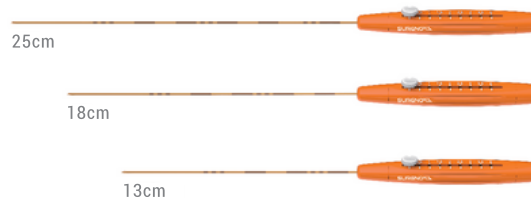
Internal use only

IRE Generator

Model	Max. Probe Outputs	Max. Output Voltage	Max. Current	Number of Pulses	Pulse Length	ECG Synchronization
NPG3000	6	3000V	50A	10~100	20~100 μ s	Build-in Module


Trigger Probe

Model	Probe Length	Probe O.D.
NTP13	13cm	19G (1.1mm)
NTP18	18cm	19G (1.1mm)
NTP25	25cm	19G (1.1mm)




Standard Probe

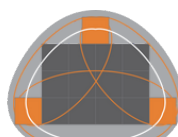
Model	Probe Length	Probe O.D.
NSP13	13cm	19G (1.1mm)
NSP18	18cm	19G (1.1mm)
NSP25	25cm	19G (1.1mm)



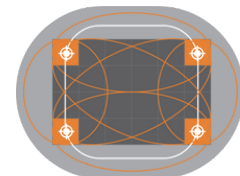
Probe Configurations



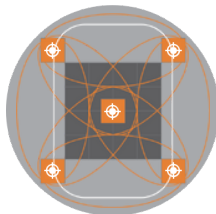
2 Probes Array



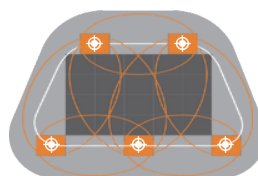
3 Probes Array



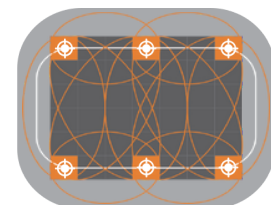
4 Probes Array



5 Probes Array



5 Probes Array



6 Probes Array

Proudly distributed by



1300 00 ENDO
info@endotx.com.au
endotx.com.au
Suite 301, 2 Banfield Road
Macquarie Park NSW 2113